

INTERIOR DOOR COLLECTION

www.francisschulze.com

OUR STORY

Founded in 1957 and headquartered in Russia, Ohio, Francis-Schulze has been a wholesale distributor of choice to lumber dealers, home centers and door specialists across the Ohio, Indiana, Michigan, and Kentucky regions.

Our steadfast commitment to quality products, manufacturing excellence and superior customer service has made the Francis-Schulze Company an industry leader. We are driven every day by our dedication to achieve standards that set expectations for the marketplace and are important to you.

Our newest product offering, Stile and Rail interior doors, has enabled us to expand our product portfolio with a high-quality product that complements our market leading entry door production. We strive to achieve the same outstanding service and quality expected.

VALUE - We offer you more of the best for less by providing better products, more options, exceptional customized service - all at a competitive price.

QUALITY - We deliver a wide range of durable, long-lasting products that fulfill many building requirements.

SUPPORT - We provide you with the customer support, warranties and sales and marketing materials you need.

INNOVATION - We are at the forefront of new and innovative ideas that have high customer appeal, so you can confidently satisfy your most demanding clients.

Primed 8444

TABLE OF CONTENTS

Design Ideas5-8

Primed Panel Door Introduction 9

Primed Panel Doors10-15

Primed Louver Doors 16

Barn Doors 17

Barn Door Hardware 18-19

Primed Glazed Doors20-22

Primed Direct Glazed 23

20-Minute Fire Rated Options 25

Standard Options 26

Hardware27-29

Availability Guide30-31



Primed 8402BK

INTERIOR COLLECTION



Primed 8401



MODERN

Modern homes feature clean lines, minimal decoration and purposeful materials. Reflecting the architecture and design of today.



Primed 8433
3-Equal Panel Shaker



Primed 8444
4-Panel Shaker



Primed 1501C
Clear Glass



Primed 1501
Mirror Glass



Primed 8433DWL
Diffused White
Lami Glass



Primed 8405
5-Panel Shaker



TRANSITIONAL

Transitional homes reflect a versatile mix of modern and traditional elements. Featuring minimal details for a simple, yet sophisticated feel.



Primed 8401
1-Panel Shaker



Primed 8433
3-Equal Panel Shaker



Primed 8402
2-Panel Shaker



Primed 1310
Clear 10-Lite



Primed 8433DWL
Diffused White
Lami Glass



Primed 8401B
Barn Door



CRAFTSMAN

Craftsman homes emphasize hand-worked touches and beautiful detailing. Popularized at the turn of the 20th Century, it remains a popular design aesthetic.



Primed 8402
2-Panel Shaker



Primed 8403
3-Panel Shaker



Primed 1501P
Pantry Glass



Primed 8405
5-Panel Shaker



Knotty Alder 8402
K-Bar Barn Door



Primed 1315
Clear 15-Lite



CLASSIC

Classic homes are comforting and traditional. Their interiors are calm, orderly and predictable. Everything matches and is consistent. We suggest these doors for completing the look of a timeless home style.




Primed 8402
2-Panel Shaker



Primed 1501
Clear Glass



Primed 8403
3-Panel Shaker



Primed 8402BF
2-Panel Shaker
Bi-Fold



Primed 8405
5-Panel Shaker



Primed 8401
1-Panel Shaker

PRIMED PANEL DOOR INTRODUCTION

Get the beautiful interior doors you need at the right time and cost with our Interior Collection. We carry many designs and sizes to meet the varying needs and tastes in our market.

Our shaker door has a clean cut contemporary look.



Shaker Panel

Primed 8403

PRIMED PANEL DOORS

Shaker 1-Panel: 8401

Sometimes, simple is best! This design will add clean, subtle details to your home's interior look.

Non rated interiors are standard 1-3/8". We also stock 1-3/4" 20-minute fire rated doors.



Available in 6/8 & 8/0



Available in 6/8

See chart on page 30 for availability.

PRIMED PANEL DOORS



Shaker 2-Panel: 8402

Our new take on a classic design, we bring this timeless look with clean cut edges and flat panels.

Non rated interiors are standard 1-3/8". We also stock 1-3/4" 20-minute fire rated doors.



Available in 6/8 & 8/0



Available in 6/8


See chart on page 30 for availability.

PRIMED PANEL DOORS


Shaker Craftsman 3-Panel: 8403

Keep the hand-worked touches flowing through the interior of your home with this design.

Non rated interiors are standard 1-3/8". We also stock 1-3/4" 20-minute fire rated doors.



Available in 6/8 & 8/0



Available in 6/8


See chart on page 30 for availability.



Shaker Equal 3-Panel: 8433

Our most subtle version of the contemporary multi-paneled look.

Non rated interiors are standard 1-3/8". We also stock 1-3/4" 20-minute fire rated doors.



Available in 6/8 & 8/0



Available in 6/8

See chart on page 30 for availability.

PRIMED PANEL DOORS

Shaker 4-Panel: 8444

This sharp, trendy look is sure to impress!

Non rated interiors are standard 1-3/8". We also stock 1-3/4" 20-minute fire rated doors.



Available in 6/8



Available in 6/8

See chart on page 30 for availability.



Shaker 5-Panel: 8405

Five stacked panels offer a high-end modern feel.

Non rated interiors are standard 1-3/8". We also stock 1-3/4" 20-minute fire rated doors.



Available in 6/8 & 8/0



Available in 6/8

See chart on page 30 for availability.

PRIMED PLANTATION LOUVER

Louver 2-Panel 8730

Francis-Schulze's primed louver doors and bifolds increase ventilation and promote air flow.

Our 3-1/4" solid wood louver slats allow for increased privacy while maintaining all of the conventional benefits of a venting louver.

These come in 1-3/8" thickness only.



Available in 6/8 & 8/0



Available in 6/8

See chart on page 30 for availability.

Francis-Schulze offers an attractive selection of rustic style barn doors in both standard and oversized widths. These come with a routed groove to complement our barn door track. Select yours today.

Knotty Alder: SKA8400 Series



SKA8401B



SKA8401BZ



SKA8402BK

Primed: PRI8400 Series



PRI8401B



PRI8401BZ



PRI8402BK



Knotty Alder 8402BK with Rustic track

See chart on page 31 for availability.

BARN DOOR HARDWARE

We offer several hardware options in matte black and brushed stainless steel. There are two styles of barn door track: rustic and contemporary. Our rustic track comes with a bent strap hanger. Francis-Schulze also offers a contemporary track with a top mount roller. Our hardware is tested to handle doors up to 225 pounds and comes in two sizes, 84" and 96". Select your track and pair it with the perfect handle and pull.

Rustic Track + Hardware



Matte Black



Brushed Stainless Steel

Contemporary Track + Hardware



Matte Black



Brushed Stainless Steel



Primed 8401BZ with Rustic track

Contemporary Bar Pulls



Available lengths 12" & 24"
in both Satin Nickel & Matte Black.
(Matches Stainless Steel Track)

6 1/2" Rectangular Flush Pulls



Matte Black



Brushed Stainless Steel

6 1/2" Rustic Handles



Matte Black



Brushed Stainless Steel

Soft Close Hardware



Matte Black



Brushed Stainless Steel

12" Handle & Flush Pull Kits



Matte Black



Brushed Stainless Steel

PRIMED GLAZED DOOR INTRODUCTION



1310 Primed Clear 10-Lite

Our versatile selection of glass door options complement any style.

Both the 1300 and 1501 standard glazed series use traditional ovolo beading. The 1300 series uses that beading with woodbars to present an external grid look, while the 1501 series focuses on the full one lite designs.

The 8400 direct glazed series offers a few of our shaker looks with clear or diffused white lami glass.

PRIVACY GUIDE

Francis-Schulze offers an extensive line of glass options to choose from and the degree of opacity varies considerably. With each design, we have included a number which represents the “Privacy Level” for that product. Please refer to the guide below. **Note:** This guide is subjective. It should only be used when comparing our interior glass designs.

- 1
- 2
- 3
- 4
- 5
- 6
- 7
- 8
- 9
- 10

Completely Clear
Objects can be clearly seen through the glass from the opposite side.

Diffused/Distorted
Objects are distorted, but can still be detected from the opposite side.

Completely Opaque
Only light will travel through from the opposite side.

Ovolo Woodbar Clear

PRIVACY 1



1310 6/8



1315 6/8



1312 8/0



1318 8/0

Ovolo Full Lite

Note: Stock pre-glazed with Clear glass.



1301 6/8



1301 8/0

Shaker Full Lite

Note: Stock pre-glazed with Clear or DWL (Diffused White Laminate) glass.



8401 6/8



8433 6/8



8405 6/8

See chart on page 31 for availability.

PRIMED GLAZED DOORS

1501 Glass Options

Francis-Schulze has a great selection of glass design options that can be used in the ovolo open doors shown on the previous page. All designs come on safety glass.

Clear glass is available for situations where privacy isn't needed. Diffused white laminated glass is also available for when privacy is key but light transmission is still wanted. We also offer various printed glass designs that come in a range of other privacy levels.



1501 C
Clear †
PRIVACY 1

1501NR
Narrow Reed †
PRIVACY 8

1501P
Pantry ‡
PRIVACY 7

1501L
Laundry ‡
PRIVACY 7

1501M/1501M2
Mirror 2-sided
Option: Mirror
1-side
PRIVACY 10



1501R
Rain ‡
PRIVACY 9



1501SE
Satin Etch †
PRIVACY 9

Available Heights



See chart on page 31 for availability.

† Tempered Safety Glass ‡ Printed Safety Glass

Shaker Glazed: Clear or Diffused White Laminate (DWL)

Francis-Schulze also stocks these sharp shaker door designs with glass instead of solid panels.

These come in 6/8 (only) heights at 1-3/8" thickness.



Clear Safety Glass
PRIVACY 1



DWL Safety Glass
PRIVACY 10



Primed 1501 Pantry Glass

See chart on page 31 for availability.

SYSTEM OPTIONS & HARDWARE

The task of choosing the right interior door is only complete once you've selected the right hardware and components to accompany it.

Francis-Schulze is committed to providing you best-in-class products to hang, operate, and secure your interior door- all in styles and finishes to meet your specific design aesthetic.



Primed 8402 20-Minute

20-Minute Shaker 1-3/4" rated 20-minute slabs



	2/6		2/8		2/10		3/0	
	6/8	8/0	6/8	8/0	6/8	8/0	6/8	8/0
8401	■	■	■	■	■	■	■	■
8402	■	■	■	■	■	■	■	■
8403	■	■	■	■	■	■	■	■
8433	■	■	■	■	■	■	■	■
8444	■	N/A	■	N/A	■	N/A	■	N/A
8405	■	■	■	■	■	■	■	■

Sill Finishes



Sill Options

ENDURA Z-SERIES
Inswing Adjustable Sill



ENDURA Z-SERIES
Outswing Bumper Sill



ENDURA ADA
COMPLIANT SILL



Jambs



Primed Single Rabbet Jamb



IDP K2A
Steel Jamb


Note: See our full line exterior catalog for more information and options.

STANDARD OPTIONS

3 Knuckle Hinge

Differentiate your interior doors with Penrod's 3 knuckle hinge. This unique hinge options affords a minimalist aesthetic that sets your home or building apart (standard). A cleaner look and contemporary design lines keeping with the Shaker style. Nylon bearing = no hinge dust or squeaking hinges.

Finishes



Flush Bolts

7" Flush Bolts (6/8)



Nickel
(Also available in black & oil rubbed bronze)

16" Flush Bolts (8/0)



Oil Rubbed Bronze
(Also available in nickel & black)

Smooth Composite Astragal



(Available for 1-3/8" or 1-3/4" doors)

Flat Jamb with Applied Stop



Available up to 6-9/16"
*Note: Stop can be shipped loose

Ball Catch & Strike



Nickel
(Also available in black & oil rubbed bronze)

Magnetic Catch



■ 1" diameter x 1/4" thickness suitable for doors up to 1-3/8" thick.

Roller Catch & Strike



Nickel
(Also available in black & oil rubbed bronze)

Pocket Locks



Black
(Also available in nickel & oil rubbed bronze)



Nickel
(Also available in black & oil rubbed bronze)

Drive In Finger Pull



Nickel
(Also available in black & oil rubbed bronze)

Edge Door Pull



Nickel
(Also available in black & oil rubbed bronze)

Aluminum Pocket or Heavy Duty Bi-fold Track

(For 1" to 1-3/4" doors weighing up to 200lbs each)



800 Series Track
Mill Finish
(Stock 6/0 width track,
trimmable to other lengths)

Pocket or Heavy Duty Bi-fold Hardware

508 Pocket Hardware Bag
4 Wheel Rollers



350 2 Door Heavy Duty Bi-fold Hardware Bag
4 Wheel Roller

350 4 Door Heavy Duty Bifold Hardware Bag
4 Wheel Rollers



Aluminum Heavy Duty Bypass Track

(For 1" to 1-3/8" doors weighing up to 200lbs each)



2300 Series Track
Mill Finish
(Stock 6/0 width track,
trimmable to other lengths)

Heavy Duty Bypass Hardware

230 Heavy Duty Bypass Hardware Bag
4 Wheel Rollers



SCHLAGE HARDWARE

F Series Levers and Knobs



F Series - Decorative Trim Options



Finishes



Style	F Series Levers & Knobs Finish Options										
	605	608	609	618	619	620	621	622	625	626	716
Accent	■	■	■	■	■	■	■	■	■	■	■
Andover	■		■		■	■			■	■	■
Avila	■		■		■				■	■	■
Bell	■		■							■	
Bowery		■		■	■			■	■	■	■
Broadway				■				■	■	■	■
Champagne				■							■
Davlin		■		■				■	■		■
Delfayo		■		■				■	■		■
Elan	■		■		■			■	■	■	■
Flair	■	■	■		■			■	■	■	■
Georgian	■	■	■		■	■		■	■		■
Jazz				■				■	■	■	■
Latitude		■		■				■	■	■	■
Manhattan				■					■	■	
Merano				■				■	■	■	■
Northbrook				■							
Orbit	■		■		■				■	■	
Plymouth	■		■		■	■		■	■	■	■
Sacramento				■	■				■	■	■
Siena	■		■		■	■		■	■	■	■

Style	F Series Decorative Trim Finish Options										
	605	608	609	618	619	620	621	622	625	626	716
Addison			■		■	■	■	■	■	■	■
Andover	■		■		■	■		■	■	■	■
Brookshire	■		■		■			■			■
Camelot	■	■	■		■	■		■	■		■
Century		■		■	■			■	■	■	■
Collins		■			■			■	■		■
Greenwich				■	■			■	■	■	■
Greyson				■	■			■	■	■	■
Remsen		■			■			■	■		■
Upland					■						

Function Codes
 F10 - Passage
 F40 - Privacy
 F170 - Dummy


FC Series - Levers and Knobs



FC Series - Decorative Trim Options



Finishes



Style	FC Series Levers & Knob Finish Options							
	530	608	618	619	622	625	626	716
Alexandria	▪	▪	▪	▪	▪			▪
Andover				▪				▪
Bowery	▪	▪	▪	▪	▪	▪		▪
Broadway				▪	▪	▪	▪	▪
Caine				▪	▪			
Clybourn				▪	▪			
Dawes		▪		▪	▪	▪		
Dempsey			▪	▪	▪			
Eller		▪		▪	▪	▪		▪
Ganton				▪	▪			
Georgian		▪		▪	▪	▪		▪
Hobson		▪	▪	▪	▪			▪
Kyle				▪	▪	▪		
Latitude	▪	▪	▪	▪	▪	▪	▪	▪
Nixon				▪	▪			
Northbrook				▪	▪	▪		▪
Offerman				▪				▪
Pennant				▪	▪	▪	▪	▪
Plymouth				▪	▪	▪	▪	▪
Rivington				▪				▪
Swanson				▪	▪	▪	▪	▪
Whitney	▪	▪		▪	▪			▪

Style	FC Series Decorative Trim Finish Options							
	530	608	618	619	622	625	626	716
Alden	▪	▪	▪	▪	▪			▪
Kinsler	▪	▪	▪	▪	▪	▪	▪	▪
Camelot	▪	▪		▪	▪			▪
Century	▪	▪	▪	▪	▪	▪	▪	▪
Collins	▪	▪	▪	▪	▪	▪	▪	▪
Dalton				▪	▪			
Grandville				▪				▪
Greene				▪	▪			
Howe				▪	▪	▪		▪
Indy				▪	▪	▪		▪
Rosewood			▪	▪	▪			
Upland				▪	▪	▪		▪

Function Codes

FC21 - Combined Interior
 FC172 - Non-Turning Set
 Note: Standard Trim as Shown

AVAILABILITY GUIDE

Please contact your representative to confirm availability

LEGEND

■ = IN STOCK ■ = 20-Minute

Shaker Doors	Door Widths										Bi-Fold		
6/8 Height 1-3/8" Thick	1/6	1/8	1/10	2/0	2/2	2/4	2/6	2/8	2/10	3/0	2/0	2/6	3/0
8401	■	■	■	■	■	■	■	■	■	■	■	■	■
8402	■	■	■	■	■	■	■	■	■	■	■	■	■
8403	■	■	■	■	■	■	■	■	■	■	■	■	■
8433	■	■	■	■	■	■	■	■	■	■	■	■	■
8444	■	■	■	■	■	■	■	■	■	■	■	■	■
8405	■	■	■	■	■	■	■	■	■	■	■	■	■
8/0 Height 1-3/8" Thick	1/6	1/8	1/10	2/0	2/2	2/4	2/6	2/8	2/10	3/0	2/0	2/6	3/0
8401	■			■	■	■	■	■	■	■	■	■	■
8402	■			■	■	■	■	■	■	■	■	■	■
8403	■			■	■	■	■	■	■	■	■	■	■
8433	■			■	■	■	■	■	■	■	■	■	■
8444	■			■	■	■	■	■	■	■	■	■	■
8405	■			■	■	■	■	■	■	■	■	■	■
20-Minute Shaker Doors	Door Widths										Bi-Fold		
6/8 Height 1-3/4" Thick Fire Doors only in 1-3/4"	1/6	1/8	1/10	2/0	2/2	2/4	2/6	2/8	2/10	3/0	2/0	2/6	3/0
8401							■	■	■	■			
8402							■	■	■	■			
8403							■	■	■	■			
8433							■	■	■	■			
8444							■	■	■	■			
8405							■	■	■	■			
8/0 Height 1-3/4" Thick Fire Doors only in 1-3/4"	1/6	1/8	1/10	2/0	2/2	2/4	2/6	2/8	2/10	3/0	2/0	2/6	3/0
8401							■	■	■	■			
8402							■	■	■	■			
8403							■	■	■	■			
8433							■	■	■	■			
8405							■	■	■	■			
Louver Doors & Bi-Folds	Door Widths										Bi-Fold (6/7 Height)		
6/8 & 8/0 Height 1-3/8" Thick	1/6	1/8	1/10	2/0	2/2	2/4	2/6	2/8	2/10	3/0	2/0	2/6	3/0
8730 (6/8)	■			■	■	■	■	■	■	■	■	■	■
8730 (8/0)	■			■	■	■	■	■		■			

AVAILABILITY GUIDE

Please contact your representative to confirm availability

LEGEND

■ = IN STOCK ■ = 20-Minute

Barn Doors	Door Widths										
7/0 & 8/0 Height 1-3/8" Thick	3'0" x 7'0"			3'6" x 7'0"				3'6" x 8'0"			
SKA8401B	■										
SKA8401BZ	■									■	
SKA8402BK	■										
PRI8401B Primed	■										
PRI8401BZ Primed	■									■	
PRI8402BK Primed	■										
Glazed Door Clear Glass	Door Widths (1300 & 8401 Series)										
6/8 Height 1-3/8" Thick	1/6	2/0	2/2	2/4	2/6	2/8	2/10	3/0			
1301		■			■	■	■				■
1310		■			■	■	■				■
1315		■			■	■	■				■
8/0 Height 1-3/8" Thick	1/6	2/0	2/2	2/4	2/6	2/8	2/10	3/0			
1301		■			■	■	■				■
1312		■			■	■	■				■
1318		■			■	■	■				■
Primed Direct Glazed (Clear or White Lami)	Door Widths								Glass Type		Door Height
1-3/8" Thick	1/6	2/0	2/2	2/4	2/6	2/8	2/10	3/0	Clear	DWL	6/8
8401	■	■	■	■	■	■	■	■	■	■	■
8433	■	■		■	■	■	■	■	■	■	■
8405	■	■		■	■	■	■	■	■	■	■
French Door Glass	Door Widths								Door Heights		
1-3/8" Thick	1/6	2/0	2/2	2/4	2/6	2/8	2/10	3/0	6/8	8/0 Panel	8/0
Clear 1501C				■	■	■	■	■	■	■	■
Pantry 1501P		■	■	■	■	■	■	■	■	■	■
Laundry 1501L					■	■	■	■	■	■	■
Rain 1501R	■	■	■	■	■	■	■	■	■	■	■
Mirror 1501M 1501M2		■	■	■	■	■	■	■	■	■	■
Narrow Reed 1501NR		■	■	■	■	■	■	■	■	■	■
Satin Etch 1501SE	■	■	■	■	■	■	■	■	■	■	■



FRANCIS-SCHULZE
C O M P A N Y

www.francisschulze.com

3880 Rangeline Rd.
Russia, OH 45363
937-295-3941

