





based on assembled door units utilizing Masonite door panels, typical door lites, NFRC default wood frame and thermal broken sills.

ENERGY PERFORMANCE RATINGS				
	U-Factor (Btu/hr-ft ² -°F) / Solar Heat Gain Coefficient (SHGC)			
				
PRODUCT DESCRIPTION DEFAULT FRAME	1/4 Lite ≤400 in ²	1/2 Lite ≤900 in ²	3/4 Lite ≤1100 in ²	Full Lite >1100 in ²
Decorative IG (Glass Type O)*	0.19 / 0.09	0.23 / 0.15	0.26 / 0.21	0.29 / 0.27
Decorative IG with LowE/Air (Glass Type M)*	0.18 / 0.08	0.22 / 0.14	0.24 / 0.18	0.27 / 0.24
Decorative IG with LowE/Argon (Glass Type K)*	0.18 / 0.08	0.20 / 0.14	0.22 / 0.18	0.24 / 0.24 ^N
Blinds Dual Pane Clear (Glass Type TB)*	N/A	0.26 / 0.16	0.30 / 0.21	0.35 / 0.29
Blinds Dual Pane LowE (Glass Type GB)*	N/A	0.23 / 0.12	0.26 / 0.17	0.29 / 0.16
LowE/Argon Dual Pane 1" (Glass Type D)*	0.17 / 0.05	0.19 / 0.09	0.21 / 0.12	0.23 / 0.16
LowE/Argon Dual Pane 1" with Grids (Glass Type D)*	0.17 / 0.05	0.19 / 0.08	0.21 / 0.11	0.23 / 0.14
LowE Dual Pane 1" (Glass Type M)*	0.19 / 0.09	0.22 / 0.16	0.25 / 0.21	0.28 / 0.28
LowE Dual Pane With Grids 1" (Glass Type M)*	0.19 / 0.08	0.23 / 0.14	0.25 / 0.19	0.29 / 0.25
Clear IG 1/2" (Glass Type T)*	0.21 / 0.10	0.26 / 0.19	0.30 / 0.26	0.36 / 0.34
Clear with Grids 1/2" (Glass Type T)*	0.21 / 0.09	0.27 / 0.17	0.31 / 0.23	0.37 / 0.30
Clear IG 1" (Glass Type T)*	0.21 / 0.10	0.26 / 0.19	0.29 / 0.26	0.34 / 0.34
Clear IG With Grids 1" (Glass Type T)*	0.21 / 0.09	0.26 / 0.17	0.30 / 0.23	0.34 / 0.30
LowE Vent Lite (Glass Type D)*	N/A	0.21 / 0.09	0.23 / 0.12	0.26 / 0.16
Clear Vent Lite (Glass Type T)*	N/A	0.26 / 0.17	0.29 / 0.22	0.34 / 0.30
Flush or Embossed (Opaque)	0.14 / 0.01			
Air Leakage ≤0.3 cfm/ft ²				

Note: Bold values meets U-factor and SHGC ENERGY STAR 7.0 qualification criteria in all 50 states.

^S = South Central and Southern climate zones only, ^N = Northern and North central climate zone only.

Test Report # STN22001-MM

*See Product Code Structure

Energy performance values have been established in accordance with International Energy Conservation Code(IECC); U-factors determined in accordance to NFRC 100 & SHGC values determined in accordance to NFRC 200.

Based on 2'0" door unit width or greater (no sidelites).